




MT375-AC/DC

WATER-COOLED TIG WELDING SYSTEM

FORM MT375

POWER, PERFORMANCE & PRODUCTIVITY

- High-performance dual voltage inverter for 230V and 460V
- Two dynamic welding modes: GTAW (TIG) and SMAW (Stick)
- Easy-to-use interface allows for quick setting adjustments
- Fully equipped with a dual pump water cooler and utility cart
- NEW Patented Steady-Grip™ foot pedal quickly converts to fingertip amperage control



COMPLETE SYSTEM INCLUDES:

- MT375 AC/DC Welding Machine
- TL18 Flex-Head Trim-Line 350 amp TIG Torch
- Patented Steady-Grip™ Foot Pedal
- Super-Flex™ Cables with Dinse Connector and Nylon Hose Covers
- Dual Pump Water Cooler
- Utility Cart
- Argon Hose
- Gas Saver™ Accessory/Consumable Kit
- Ground Clamp
- Single-Flow Regulator



www.CKWORLDWIDE.com



WORLDWIDE

**THE STANDARD
IN TIG WELDING**

TIG WELDING

INCLUDES: MT375-AC/DC TIG Welding Machine, W

PROFESSIONAL POWER & PERFORMANCE

The MT375-AC/DC is the answer to both creativity and production driven TIG welding. This innovative water cooled TIG welding system provides the ability to quickly and efficiently adapt to dynamic welding situations, while maintaining the same quality of experience you have come to expect from CK Worldwide.

The MT375AC/DC is a dual voltage powerful 375 amp inverter with; AC balance and frequency, post gas flow settings, and pulse settings that use analog dials allowing for ease of use and range. The MT375 is fully equipped with a dual pump water cooler, utility cart, TL18 Trim-Line 350 amp flex neck torch with Super-Flex cables, ground cable and clamp, argon hose, accessory kit, and new patented Steady-Grip Foot Pedal. This new foot pedal design provides both options in one by incorporating the popular Steady-Grip fingertip amperage control into a quick release foot pedal.

With background testing performed by production welders and the best TIG welding professionals in the industry the MT375 delivers precision welding.

COMPLETE WELDING SYSTEM INCLUDES:

- MT375-AC/DC & Utility Cart
- WC375 Dual-pump Water Cooler
- TL18 Flex-Head Torch with 12.5' (3.8m) Super-Flex™ Cables TL18-12SF FX
- Dinse Connector SLWHAT-35
- Gas Saver™ Series 3 Accessories/Consumables Kit AK-3GS
- Steady-Grip™ Foot Pedal Amperage Control
- Ground Clamp with 12.5' (3.8m) Cable
- Single Flow Regulator
- Nylon Zipper Hose Cover CC-3-10
- 6' (1.8m) Gas Hose ARH-6
- Utility Cart



TL18 FLEX-HEAD TORCH
TL18-12-SF FX

350 amp ACHF or DCSP @ 100%
Water-Cooled
Length: 8" (20.3cm)
Weight: 5 oz. (141gm)



Flexible torch neck for precise positioning



SUPER-FLEX CABLES
12.5 feet (3.8m) long



STEADY-GRIP FOOT PEDAL AMPERAGE CONTROL

DINSE CONNECTOR SLWHAT-35



NYLON ZIPPER HOSE COVER
CC-3-10




GROUND CLAMP
12.5 feet (3.8m)



SINGLE-FLOW REGULATOR



GAS HOSE ARH-6
6 feet (1.8m)




NG SYSTEM

, Water Cooler, Torch, Cables, Cart & Accessories



CONTROLS



Advanced technology with an easy-to-use interface, perfect for all welders, from the novice to the master craftsman



MT375 SPECIFICATIONS

Input Voltage	230VAC ±10%, 50/60Hz, single phase
	460VAC ±10%, 50/60Hz, single phase
Input Current (I max)(I eff)	230V: 44 Amps / 26 Amps
	460V: 38 Amps / 23 Amps
Output Current Range GTAW	230V: 5 - 275 Amps DC; 5 - 260 Amps AC
	460V: 5 - 375 Amps DC; 5 - 360 Amps AC
Output Current Range SMAW	230V: 10 - 200 Amps DC
	460V: 10 - 300 Amps DC
Rated Output GTAW	230V: 275 Amps @ 21.0 VDC, 35% duty cycle 260 Amps @ 20.4 VAC, 35% duty cycle
	460V: 375 Amps @ 25.0 VDC, 35% duty cycle 360 Amps @ 24.2 VAC, 35% duty cycle
Rated Output SMAW	230V: 200 Amps @ 28.0 VDC, 40% duty cycle
	460V: 300 Amps @ 32.0 VDC, 40% duty cycle
Max. Open Circuit Volts	84 volts

Gas Pre-flow	0.5 seconds
Gas Post-flow	0.5 - 20 seconds
AC Frequency	20 - 200 Hz
Pulse Frequency	1 - 200 Hz
Pulse Width	50%
Background Current	10 - 100%
Arc Start	High Frequency
MT375 Dimensions	Height: 15 in. (381mm)
	Width: 10.5 in. (267mm)
	Length: 20.5 in. (521mm)
MT375 Weight	82 lb. (37.2kg)
Full System Dimensions	Height: 45 in. (1143mm)
	Width: 20 in. (508mm)
	Length: 42 in. (1067mm)
System Weight	170 lb. (77.1kg)

PLEASE NOTE WHEN USING GENERATOR POWER:
MINIMUM SUGGESTED POWER IS 15KVA @ 230 Volts

www.CKWORLDWIDE.com



MT375-AC/DC

TIG WELDING SYSTEM

FORM MT375

PATENTED STEADY-GRIP FOOT PEDAL AMPERAGE CONTROL

This new foot pedal design provides maximum flexibility due to the integrated Steady-Grip pistol grip amperage control. Simply open up the foot pedal using two quick release bolts and extract the popular Steady-Grip pistol grip amperage control when needed. Attach your torch via the hook-and-loop straps and you're ready to weld!



Foot Pedal Control



Steady-Grip™ pistol grip amperage control option



Insert TL18 or another torch to use (torch shown not included)



Remove handle to use as linear slide configuration (torch shown not included)



DUAL-PUMP WATER COOLER

The WC375 water cooler included with the MT375 TIG welding system delivers maximum coolant flow due to the unit's twin pumps. No-spill coolant reservoir tank capacity: 2.5 gallons/9 liters.

WC375 SPECIFICATIONS

Input Voltage	110VAC ±10%, 50/60Hz
Input Current (I max)	5 Amps
BTU (max)	14,200
Coolant Capacity	9 liters / 2.5 gallons
Coolant Type	Binzel® BTC-15 is recommended. 80% distilled water/20% organic coolant.
Unit Dimensions	Height: 18 in. (457mm)
	Width: 10.5 in. (267mm)
	Length: 24 in. (610mm)



CSA E60974-1

CONNECT WITH US ON:



CK WORLDWIDE, INC.

Phone: 1.800.426.0877 Fax: 1.800.327.5038
P.O. Box 1636, Auburn, Washington 98071 USA

www.CKWORLDWIDE.com

Steady-Grip™, Gas Saver™, and Super-Flex™ are trademarks of CK Worldwide Inc.

© 2022 CK Worldwide, Inc. All rights reserved. 12/2022